



technical data type **ELX LINO** (In Line System)

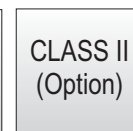
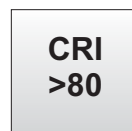


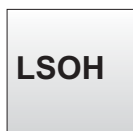
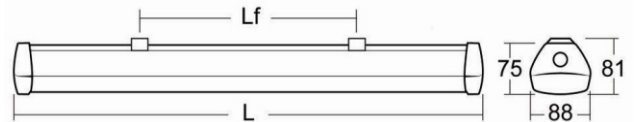

Housing: Frosted PC material, 1500 or 3000,
Connected Inline up to 33m by use of a
midcap coupling part.

Always with stainless steel suspension brackets.

- **Optional :** - triangles for suspension.
- venting cable gland (membrane)
- snap-in connector in midcap (3pol / 5pol).

Specifications:

- Product life min. 50.000h L80 B10 at T_{LB} .
or 100.000h L80 B10 at 25°C.
- Available in 3000K, 4000K, 5000 and 6500K
with CRI of min.80
- MacAdam 3 SDCM
- Luminous efficiency: LER frosted diff.
up to ** 165 lm/W.
- 220-240V 50/60 Hz. (also DC for CBS)
- T_a : -20°C/ T_a .max.
- **Optional :**
 - 1-10V and DALI.
 - Emergency (Manual test, Self-test, DALI).
 - HF-Motion Sensor.
 - Through-wiring 3x1,5mm² or 5x1,5mm²
(This will influence the T_{LB} .)
 - CRI min. 90 (930, 940, 965 on demand)
lumen correction factor 0,94.
 - 110 V 50/60Hz
 - Casambi + other wireless communication systems.
 - Special driver for industry applications.
(higher temperature and surge).



technical data type **ELX LINO**

(In Line System)

Model	Art.	Power(1)	Flux(2)	T _{LB} (3)	EM(4)	EM ST/DALI (4)	EEC-LED(5)	
1500	V	20 W	3100 lm	50°C	√	√	C	L=1450
	T	31 W	5150 lm	43°C	√	√	C	
	I	44 W	7000 lm	35°C	√	0	C	
	X	53 W	8100 lm	25°C	0	0	C	
3000	V	40 W	6200 lm	50°C	√	√	C	L=2880
	T	62 W	10300 lm	43°C	√	√	C	
	I	88 W	14000 lm	35°C	√	0	C	
	X	106 W	16200 lm	25°C	0	0	C	

(1) Total power consumption of LED's and driver.

(2) Luminous flux of fitting @ 25°C for 840. (correction factor 0.95 for 830)

(3) T_{LB} is the maximum ambient temperature Ta(°C) for continuous use to achieve the total lifetime (L/B) of the LED components.

(4) Ta = +2°C ... +25°C max for emergency.

(5) The energy efficiency class <C> is not valid for color 930.

Luminous output and electrical load have an initial tolerance of +/- 10 % from nominal.